

FY 2022 MONTHLY DISBURSEMENT PROGRAM

(In Thousand Pesos)

Department: Department of Science and Technology (DOST)
 Agency: Philippine Textile Research Institute
 Operating Unit: < not applicable >
 Organization Code (UACS) : 19 017 000000

Particulars	UACS CODE	Total Programs	Tax Rem Advice (TRA)	Net Program	Full Year Requirement																
					QUARTER 1				QUARTER 2				QUARTER 3				QUARTER 4				Full Year
					Jan	Feb	March	Sub Total	April	May	June	Sub Total	July	Aug	Sept	Sub Total	Oct	Nov	Dec	Sub Total	Total
1	2	3	4	5	6	7	8	9=6+7+8	10	11	12	13=10+11+12	14	15	16	17=14+15+16	18	19	20	21=18+19+20	22
PART A																					
I NOTICE OF CASH ALLOCATION																					
		138,381	8,391	129,990	6,052	6,050	7,861	19,963	10,743	12,858	9,911	33,512	12,171	19,822	10,322	42,315	10,087	13,691	10,422	34,200	129,990
A. Fiscal Year's (FY) Budget																					
		138,381	8,391	129,990	6,052	6,050	7,861	19,963	10,743	12,858	9,911	33,512	12,171	19,822	10,322	42,315	10,087	13,691	10,422	34,200	129,990
New GAA																					
		134,454	8,391	126,063	5,723	5,723	7,534	18,980	10,415	12,531	9,584	32,530	11,844	19,495	9,995	41,334	9,760	13,364	10,095	33,219	126,063
COMPREHENSIVE RELEASE																					
		134,454	8,391	126,063	5,723	5,723	7,534	18,980	10,415	12,531	9,584	32,530	11,844	19,495	9,995	41,334	9,760	13,364	10,095	33,219	126,063
Specific Budgets of National Government Agencies																					
	1 01 101	134,454	8,391	126,063	5,723	5,723	7,534	18,980	10,415	12,531	9,584	32,530	11,844	19,495	9,995	41,334	9,760	13,364	10,095	33,219	126,063
PS																					
		60,537	4,695	55,842	3,962	3,962	4,186	12,110	3,962	6,909	3,962	14,833	5,812	3,963	3,964	13,739	3,962	7,235	3,963	15,160	55,842
MOOE																					
		43,917	2,196	41,721	1,761	1,761	3,346	6,870	3,603	3,603	3,603	10,809	4,013	4,013	4,013	12,039	3,779	4,110	4,114	12,003	41,721
CO																					
		30,000	1,500	28,500	0	0	0	0	2,850	2,019	2,019	6,888	2,019	11,519	2,018	15,556	2,019	2,019	2,018	6,056	28,500
FOR LATER RELEASE																					
Specific Budgets of National Government Agencies																					
	1 01 101	0	0	0	0	0	0	0	0	0	0	0	0	0	0	0	0	0	0	0	0
PS																					
		0	0	0	0	0	0	0	0	0	0	0	0	0	0	0	0	0	0	0	0
MOOE																					
		0	0	0	0	0	0	0	0	0	0	0	0	0	0	0	0	0	0	0	0
CO																					
		0	0	0	0	0	0	0	0	0	0	0	0	0	0	0	0	0	0	0	0
Automatic Appropriation																					
		3,927	0	3,927	329	327	327	983	328	327	327	982	327	327	327	981	327	327	327	981	3,927
Retirement and Life Insurance Premiums																					
	1 04 102	3,927	0	3,927	329	327	327	983	328	327	327	982	327	327	327	981	327	327	327	981	3,927
PS																					
		3,927	0	3,927	329	327	327	983	328	327	327	982	327	327	327	981	327	327	327	981	3,927
TOTAL NCA PROGRAM																					
		138,381	8,391	129,990	6,052	6,050	7,861	19,963	10,743	12,858	9,911	33,512	12,171	19,822	10,322	42,315	10,087	13,691	10,422	34,200	129,990
PS																					
		64,464	4,695	59,769	4,291	4,289	4,513	13,093	4,290	7,236	4,289	15,615	6,139	4,290	4,291	14,720	4,289	7,562	4,290	16,141	59,769
MOOE																					
		43,917	2,196	41,721	1,761	1,761	3,346	6,870	3,603	3,603	3,603	10,809	4,013	4,013	4,013	12,039	3,779	4,110	4,114	12,003	41,721
FinEx																					
		0	0	0	0	0	0	0	0	0	0	0	0	0	0	0	0	0	0	0	0
CO																					
		30,000	1,500	28,500	0	0	0	0	2,850	2,019	2,019	6,888	2,019	11,519	2,018	15,556	2,019	2,019	2,018	6,056	28,500
IV. TAX REMITTANCE ADVICE																					
		0	8,391	8,391	438	438	541	1,417	685	894	643	2,222	662	1,162	662	2,486	651	948	667	2,266	8,391
PS																					
		0	4,695	4,695	346	346	362	1,054	346	598	346	1,290	346	345	343	1,034	346	625	346	1,317	4,695


FY 2022 MONTHLY DISBURSEMENT PROGRAM
(In Thousand Pesos)


Department : Department of Science and Technology (DOST)
 Agency : Philippine Textile Research Institute
 Operating Unit : N/A
 Organization Code (UACS) : 190170000000
 Report Status : SUBMITTED


Particulars	UACS CODE	Total Programs	Tax Remittance Advice (TRA)	Net Program	Full Year Requirement																	
					Quarter 1				Quarter 2				Quarter 3				Quarter 4				Full Year	
					Jan	Feb	March	Sub Total	April	May	June	Sub Total	July	Aug	Sep	Sub Total	Oct	Nov	Dec	Sub Total	Total	
1	2	3	4	5	6	7	8	9=6+7+8	10	11	12	13=10+11+12	14	15	16	17=14+15+16	18	19	20	21=18+19+20	22	
B. Prior Years (PY) OBLIGATION		61,797	2,948	58,762	0	1,786	4,435	6,695	10,634	13,467	10,849	35,542	11,257	3,006	763	15,026	321	1,178	0	1,499	57,190	
New General Appropriations		61,797	2,948	58,762	0	1,786	4,435	6,695	10,634	13,467	10,849	35,542	11,257	3,006	763	15,026	321	1,178	0	1,499	57,190	
FOR LATER RELEASE		61,797	2,948	58,762	0	1,786	4,435	6,695	10,634	13,467	10,849	35,542	11,257	3,006	763	15,026	321	1,178	0	1,499	57,190	
Prior Year Accounts Payable		4,334	158	4,176	0	606	2,424	3,030	644	503	0	1,147	0	0	0	0	0	0	0	0	0	4,177
Specific Budgets of	102101	4,334	158	4,176	0	606	2,424	3,030	644	503	0	1,147	0	0	0	0	0	0	0	0	0	4,177
PS		1,176	0	1,176	0	0	1,036	1,036	140	0	0	140	0	0	0	0	0	0	0	0	0	1,176
MOOE		2,650	133	2,518	0	606	905	1,511	504	503	0	1,007	0	0	0	0	0	0	0	0	0	2,518
CO		508	25	483	0	0	483	483	0	0	0	0	0	0	0	0	0	0	0	0	0	483
Not yet Due and		55,804	2,790	53,014	0	1,180	2,011	3,191	9,990	12,964	10,582	33,536	11,018	3,006	763	14,787	321	1,178	0	1,499	53,013	
Specific Budgets of	102101	55,804	2,790	53,014	0	1,180	2,011	3,191	9,990	12,964	10,582	33,536	11,018	3,006	763	14,787	321	1,178	0	1,499	53,013	
PS		0	0	0	0	0	0	0	0	0	0	0	0	0	0	0	0	0	0	0	0	0
MOOE		13,664	683	12,981	0	1,180	1,200	2,380	4,322	1,202	3,353	8,877	1,723	0	0	1,723	0	0	0	0	0	12,980
CO		42,140	2,107	40,033	0	0	811	811	5,668	11,762	7,229	24,659	9,295	3,006	763	13,064	321	1,178	0	1,499	40,033	
Unobligated Allotment		1,659	0	1,572	0	0	0	474	0	0	267	859	239	0	0	239	0	0	0	0	0	1,572
Specific Budgets of	102101	1,659	87	1,572	0	0	0	474	0	0	267	859	239	0	0	239	0	0	0	0	0	1,572
PS		52	7	45	0	0	45	45	0	0	0	0	0	0	0	0	0	0	0	0	0	45
MOOE		1,607	80	1,527	0	161	268	429	280	312	267	859	239	0	0	239	0	0	0	0	0	1,527
CO		0	0	0	0	0	0	0	0	0	0	0	0	0	0	0	0	0	0	0	0	0
TOTAL PROGRAM,		61,797	3,035	58,762	0	1,947	4,748	6,695	10,914	13,779	10,849	35,542	11,257	3,006	763	15,026	321	1,178	0	1,499	58,762	
PS		1,228	7	1,221	0	0	1,081	1,081	140	0	0	140	0	0	0	0	0	0	0	0	0	1,221
MOOE		17,921	896	17,026	0	1,947	2,373	4,320	5,106	2,017	3,620	10,743	1,962	0	0	1,962	0	0	0	0	0	17,025
CO		42,648	2,132	40,516	0	0	1,294	1,294	5,668	11,762	7,229	24,659	9,295	3,006	763	13,064	321	1,178	0	1,499	40,516	
TOTAL NCA PROGRAM		61,797	3,035	58,762	0	1,947	4,748	6,695	10,914	13,779	10,849	35,542	11,257	3,006	763	15,026	321	1,178	0	1,499	58,762	
PS		1,228	7	1,221	0	0	1,081	1,081	140	0	0	140	0	0	0	0	0	0	0	0	0	1,221
MOOE		17,921	896	17,026	0	1,947	2,373	4,320	5,106	2,017	3,620	10,743	1,962	0	0	1,962	0	0	0	0	0	17,025
CO		42,648	2,132	40,516	0	0	1,294	1,294	5,668	11,762	7,229	24,659	9,295	3,006	763	13,064	321	1,178	0	1,499	40,516	
IV. TAX REMITTANCE ADVICE		0	3,035	0	0	102	200	302	567	725	572	1,864	592	158	40	790	17	62	0	79	3,035	
PS		0	7	0	0	0	7	7	0	0	0	0	0	0	0	0	0	0	0	0	0	7
MOOE		0	896	0	0	102	125	227	269	106	191	566	103	0	0	103	0	0	0	0	0	896
CO		0	2,132	0	0	0	68	68	298	619	381	1,298	489	158	40	687	17	62	0	79	2,132	
VI. TOTAL DISBURSEMENT PROGRAM		61,797	3,035	58,762	0	2,049	4,948	6,997	11,481	14,504	11,421	37,406	11,849	3,164	803	15,816	338	1,240	0	1,578	61,797	
PS		1,228	7	1,221	0	0	1,088	1,088	140	0	0	140	0	0	0	0	0	0	0	0	0	1,228
MOOE		17,921	896	17,026	0	2,049	2,498	4,547	5,375	2,123	3,811	11,309	2,065	0	0	2,065	0	0	0	0	0	17,921
CO		42,648	2,132	40,516	0	0	1,362	1,362	5,966	12,381	7,610	25,957	9,784	3,164	803	13,751	338	1,240	0	1,578	42,648	

Prepared By:

 MERLITA R. ODI
 Budget Officer III
 Date: 7/Feb/2022

In Coordination with/Certified Correct:

 MILLET M. CRUZ
 OIC, Accounting Section
 Date: 7/Feb/2022

Recommending Approval:

 CORAZON I. TAPULGO
 Director of Financial Management Service (FMS) or Equivalent
 Date: 7/Feb/2022

Approved By:

 CELIA B. ELUMBA
 Agency/Entity Head or Authorized Representative
 Date: 7/Feb/2022

Department: Department of Science and Technology (DOST)
 Agency: Philippine Textile Research Institute
 Operating Unit: < not applicable >
 Organization Code (UACS) : 19 017 0000000

Particulars	UACS CODE	Total Programs	Tax Rem Advice (TRA)	Net Program	Full Year Requirement																
					QUARTER 1				QUARTER 2				QUARTER 3				QUARTER 4				Full Year
					Jan	Feb	March	Sub Total	April	May	June	Sub Total	July	Aug	Sept	Sub Total	Oct	Nov	Dec	Sub Total	Total
1	2	3	4	5	6	7	8	9=6+7+8	10	11	12	13=10+11+12	14	15	16	17=14+15+16	18	19	20	21=18+19+20	22
MOOE		0	2,196	2,196	92	92	179	363	189	190	191	570	210	211	212	633	199	217	214	630	2,196
CO		0	1,500	1,500	0	0	0	0	150	106	106	362	106	606	107	819	106	106	107	319	1,500
V. TOTAL DISBURSEMENT PROGRAM		138,381	8,391	129,990	6,490	6,488	8,402	21,380	11,428	13,752	10,554	35,734	12,833	20,984	10,984	44,801	10,738	14,639	11,089	36,466	138,381
PS		64,464	4,695	59,769	4,637	4,635	4,675	14,147	4,636	7,834	4,635	17,105	6,485	4,635	4,634	15,754	4,635	8,187	4,636	17,458	64,464
MOOE		43,917	2,196	41,721	1,853	1,853	3,527	7,233	3,792	3,793	3,794	11,379	4,223	4,224	4,225	12,672	3,978	4,327	4,328	12,633	43,917
FinEx		0	0	0	0	0	0	0	0	0	0	0	0	0	0	0	0	0	0	0	0
CO		30,000	1,500	28,500	0	0	0	0	3,000	2,125	2,125	7,250	2,125	12,125	2,125	16,375	2,125	2,125	2,125	6,375	30,000

Prepared By / Certified Correct :

Merlita R. Odi
 MERLITA R. ODI

Budget Officer III

Date: 07 February 2022

In coordination with / Certified Correct :

Millet M. Cruz
 MILLET M. CRUZ

OIC, Accounting Section

Date: 07 February 2022

Recommending Approval :

Corazon I. Tapulgo

CORAZON I. TAPULGO

Director of Financial Management Service (FMS) or Equivalent

Date: 07 February 2022

Approved By :

Celia B. Elumba
 CELIA B. ELUMBA

Agency/Entity Head or Authorized Representative

Date: 07 February 2022